

Plasma Direct Installation Instructions for SUBARU

Thank you for your purchase. Please read this instruction carefully for a proper and safe installation.

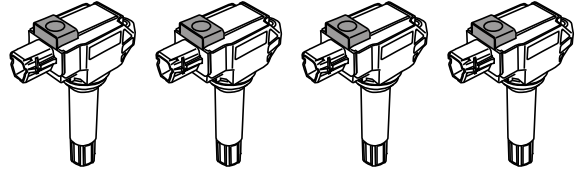
Safety Instructions



1. Installation should be made only on designated vehicles and models.
2. Never modify or dismantle this product.
3. The vehicle should be on a flat surface, with tires blocked to prevent the vehicle from rolling.
4. The engine should be off and completely cooled. Be sure the ignition key is not inserted.
5. The negative terminal from the battery should be disconnected. Note that this may cause the security alarm to activate. Consult the vehicle owner's manual to prevent this from occurring.
6. The engine should be in good operating condition. Any sign of defects should be corrected before installation.
7. Make sure you have adequate ventilation before running the engine.
8. Installation should be performed by a professional mechanic.
9. If the engine performance was previously boosted through modification of the ignition timing or air/fuel ratio, it may require readjustment following installation of the product.
10. If any defects are found in the product, discontinue using it immediately and contact the dealer where you purchased the product or us.

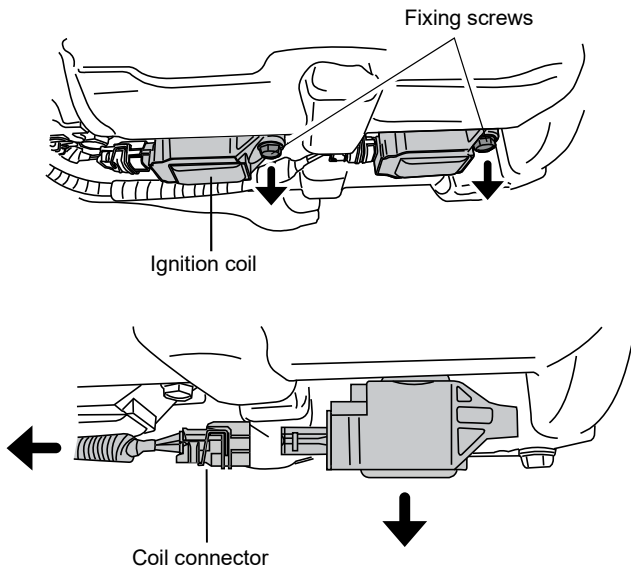
Parts Included

Plasma Direct coils 4P



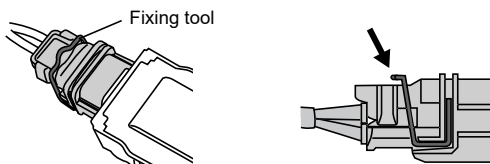
Installation Procedure

- 1 Disconnect the coil connectors, and remove the ignition coils from the engine.



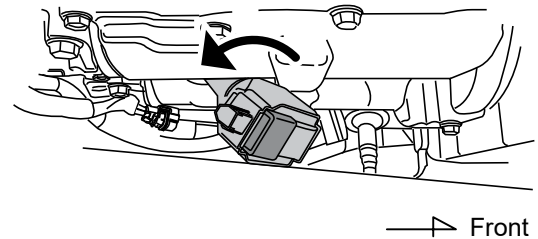
How to disconnect the coil connector

Unlock the fixing tool pushing it in the direction of the arrow.



Note: Placing the same position mark to the coil connectors will enable you to place each item in its proper position.

- 2 Install the Plasma Directs to the engine, and connect the coil connectors.



- 3 Do the same process on the other side.

Caution Never fail to follow this instruction.

Tighten the bolt by hand until no longer possible, then use a tool to secure the fastening. Screwing using a tool from the beginning might place too much force on the bolt-tightening and cause damage to the Plasma Directs.

PD4003610R
SUBARU 1/1