



FMBH7 Fitting Instructions



Please thoroughly read through and familiarise yourself with these instructions in their entirety prior to beginning any part of the installation process of any component. Please also ensure the vehicle and engine has cooled down sufficiently to avoid risking possible skin burns or other injury.

TOOLS NEEDED:


Hose Clamp removal tool/Long nose pliers

10mm spanner


7/10mm Socket and Ratchet and suitable extension

Flat blade screwdriver

1. Open the bonnet and locate the original dump valve discharge hose. Using a hose clamp removal tool or long nose pliers release the upper hose clamp.




2. Using a 10mm socket and ratchet loosen the hose clamp attaching the inlet hose to the airbox, once loose detach the inlet hose from the airbox-




- Using a 10mm socket and ratchet with extension remove the X3 M6 fasteners attaching the airbox to the vehicle.




- Using a flat bladed screwdriver prise the X2 plastic retaining clips open and remove them from the air duct to the airbox. You will now be able to remove the airbox from the engine bay.




5. Using a hose clamp removal tool or long nose pliers loosen the hose clamp attaching the other end of the Dump valve discharge hose to the valve. You will be able to remove the hose from the vehicle.



6. Fit the larger end of the Forge discharge hose to the valve and using a 7mm socket and ratchet secure it using the 25-40mm hose clamp.



7. Follow steps 1-4 in reverse order, but now securing the other end of the Forge dump valve discharge hose to the inlet hose with the supplied 20-32mm hose clamp using a 7mm socket and ratchet.



8. Have a final spanner check, and then take the vehicle for a test drive enjoying your new Forge Motorsport product.

Check out www.forgemotorsport.co.uk
and www.forgemotorsport.com
For a full range of performance products for your vehicle.

*If you have any questions or concerns about this product
or anything else, please feel free to contact your local or preferred
Forge Motorsport Dealer/Installer or you may contact us directly.*

Forge Motorsport UK (+44)1452 380999
Forge Motorsport USA (407)-447-5363
Forge Motorsport ASIA +886-4-22516887

info@forgemotorsport.co.uk
sales@forgemotorsport.com
sales@forgemotorsport.asia

